


Name _____

A Gardener's Tool Kit




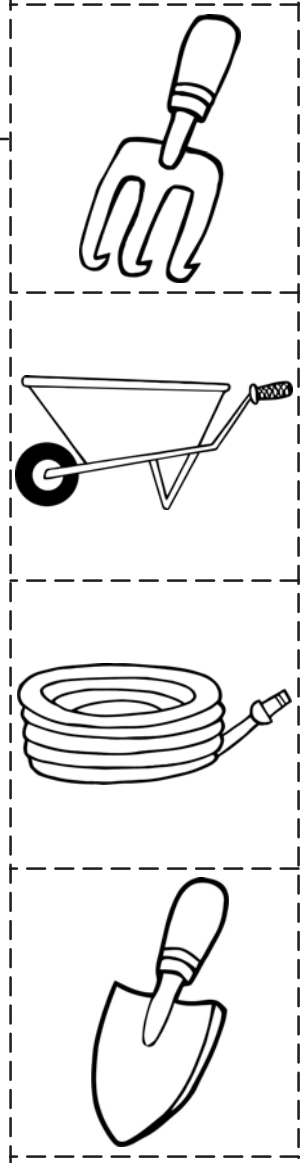


Cut.





Glue the tools in the order

the  uses them

Write the words.









How To Use This Sheet

1. Call attention to the pictures on the side of the sheet.
2. Review or read the story *A Gardener's Tool Kit*.

If you want to plant a garden, you'll need a few things. First, you will need a wheelbarrow to bring in fresh soil. Then you will need a digging fork to till the soil. Next, you will need a gardener's spade to dig holes for your plants. Finally, you will need a hose to keep your plants watered.

3. Discuss the sequence of the story.
4. Discuss the pictures and how they show the sequence of the story.
5. Allow independent cutting and pasting to show the sequence of the story.